

**CLARK**

# WPX<sup>45</sup>



Max Load Capacity  
4500 lbs.  
(2040 kg)

**CLARK**

ONE PURPOSE  
ONE BRAND  
ONE LEGACY  
ONE CENTURY



**Highly Maneuverable, Easily Serviceable, Broadly Flexible, Extremely Dependable**

WPX...The foundation of the **CLARK Powrworker®** line continues to set the standard for rugged dependability since its introduction as the industry's first hydraulically powered low-lift in 1920.



# 24 Volts

24-Volt AC inverter travel control with matching drive motor provide high performance throughout the entire speed range.

- Travel, lift, and lower functions are located in the ergonomic operator handle. All operator controls are accessible without having to lift the hand from the handle.

Maximum Maneuverability + AC Performance =  
**Ultimate Productivity & Value**



- **THE CLARK PartsPRO® SYSTEM** is our industry-leading electronic parts and service documentation tool that provides dealers with a quick and accurate method of identifying parts for every CLARK forklift built since 1961. PartsPRO® ensures the availability of the most current technical information and has the unique capability to create parts manuals specific to your mixed CLARK fleet, making it simple to positively identify and order the correct part(s) from your local CLARK dealer. The right CLARK part — The First Time, Every Time.

**DEPENDABLE PARTS**  
=  
**DEPENDABLE TRUCKS**



- Tapered slides enhance pallet entry and exit.
- Optional Pallet entry rollers available.

# WPX STANDARD FEATURES & BENEFITS

## DRIVE UNIT

- **Optimized gear technology**
  - State of the art optimized gear technology supplies advantages such as low noise level, high efficiency and high performance.
- **Drive motor mount**
  - Vertical drive motor is directly mounted to the gear housing increasing component life.
- **Drive train**
  - Oil bathed hypoid bevel gear drive train with tapered roller bearings transfers power to the axle.




## HYDRAULIC SYSTEM

- **Lift cylinder has durable, hard chrome-plated rod.**



## Available Equipment

- Cold conditioning
- Rubber lug drive tire
- Fork entry rollers
- Load Back Rest — 48" or 60"
- Fork Widths — 18" or 21" available
- Fork lengths — 36", 42", 48"\* , or 60" available  
(\*standard)
- 8" or 9" battery compartment available depending on battery type (8" for AGM. 9" for wet cell or industrial)



## AC MOTOR/CONTROL

- **24-Volt AC Inverter**
  - Travel control with matching drive motor provides high performance throughout the entire speed range.
- **Travel Speed**
  - Remains constant relative to throttle position regardless of load - neutral braking offers predictable performance.
- **Additional Features**
  - Separately fused power control circuits, quick disconnect EPD power cut off, hour meter / battery discharge indicator combination gauge and lift lock out complete the system.



## BRAKE DESIGN

- **Electromagnetic Brake**
  - Mounted on the motor armature shaft multiplying the braking power through the transmission.
- **Top-Mounted Brake**
  - Design keeps brake away from dirt and debris.
  - Parking brake is automatically applied when truck stops and handle is released.
  - System features anti-roll back and neutral braking.





### **PALLET ENTRY/EXIT**

#### ■ **Easy Pallet Access**

- Fork construction and pallet entry slides allow easy pallet entry by lifting the fork up and over bottom board.



### **LIFTING MECHANISM/UNDERCARRIAGE**

#### ■ **Adjustability**

- Fully adjustable pull rods and torsion bar extend operating life in delivery truck and dock use applications.

#### ■ **Ease of maintenance**

- Eight easily accessible grease zerks.



### **ERGONOMIC STEER/CONTROL HANDLE**

#### ■ **Solid steel tubing**

- Solid steel tubing arm and handle designed to outlast cast aluminum or plastic designs.

#### ■ **Operator Control**

- Handle offers travel, lift and lower functions all accessible without the operator having to lift a hand from the handle.

#### ■ **Angle grips**

- Designed to allow easy operation with either hand.

#### ■ **Wrap around steel guard**

- Reversing switch, thumb control, and horn are standard.

#### ■ **Minimum steering effort**

- Low mounted tiller arm offers excellent operator comfort.

#### ■ **Gas assisted spring handle**

- Gently returns handle to vertical position.

#### ■ **Crawl speed function**

- With the steer handle at 5° back-tilt from vertical position operator has ease of use in tight areas.

# GENERAL DATA & STANDARD DIMENSIONS

## Battery Compartment Dimensions

	Width (W) inches (mm)	Length (L) inches (mm)	Height (H) inches (mm)
Small	26.4 (670)	8.1 (205)	Open
Large	26.4 (670)	9.1 (231)	Open

## Pallet Specifications

Type:	Double Faced Wood	inches	mm
Size: Length		48	1219
Width (min-max)		32-48	813-1219
Bottom Board			
Nominal Thickness		0.75	19

## Available Fork Lengths

Nominal Length		Actual Length	
inches	mm	inches	mm
36	914	33.5	853
42	1067	39.5	1005
48	1219	45.5	1158
60	1524	57.5	1462

## Notes

Performance may vary +5% and -10% due to motor and systems efficiency tolerance. The performance shown represents nominal values which may be obtained under typical operating conditions with a standard machine.

## ANSI/ITSDF and Insurance Classification

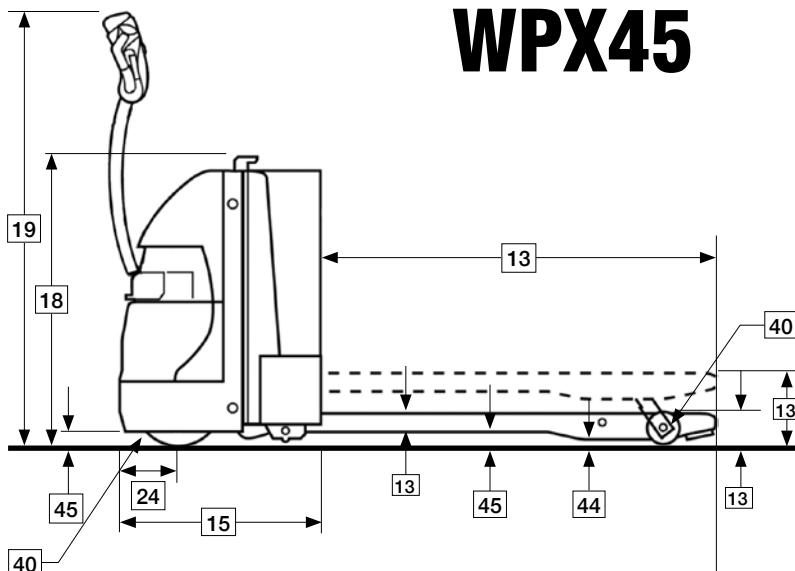
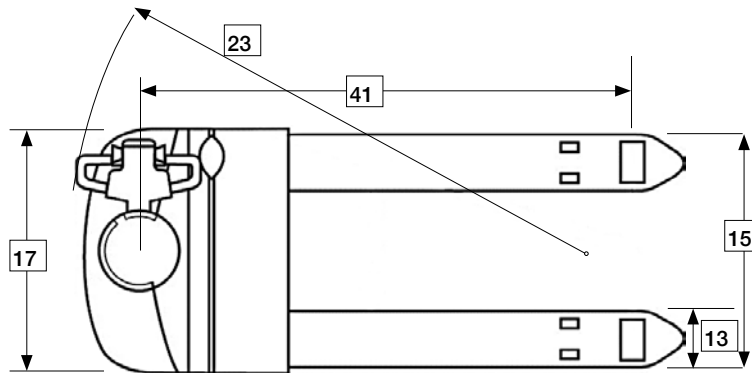
Standard truck meets all applicable mandatory requirements of Part III-ANSI/ITSDF B56.1 Safety Standard for Powered Industrial Trucks (latest edition at time of manufacture.)

Users should be aware of, and adhere to, applicable codes and regulations regarding operator training, use, operation and maintenance of powered industrial trucks, including:

- ANSI/ITSDF B56.1
- NFPA 505, fire safety standard for powered industrial trucks - type designations, areas of use, maintenance and operation.
- Occupational Safety and Health Administration (OSHA) regulations that may apply.

Contact your authorized CLARK forklift truck dealer for further information including operator training programs and auxiliary visual and audible warning systems, fire extinguishers, etc., as available for specific user applications and requirements.

Specifications, equipment, technical data, photos and illustrations are based on information at time of printing and are subject to change without notice. Some products may be shown with optional equipment.



# WPX45

# STANDARD SPECIFICATIONS

General Information	1	Manufacturer		Clark		
	2	Model	Manufacturer's Designation	WPX 45		
	3	Load Capacity		lbs(kg) 4500 (2040)		
	4	Load Center		in(mm) 24 (600)		
	5	Power Unit	Electric	24 volt		
	6	Operator Type		Walkie pallet		
	7	Tire Type	Drive/Steer - load	Polyurethane / Polyurethane		
	8	Wheels (x=driven)	Front/Rear	1x / 2		
Basic Dimensions	13	Fork	Lift height to top of fork	in(mm) 8.2 (208)		
			Lowered height at heel/toe	in(mm) 3.25 (83)		
			Thickness	in(mm) 2.3 (59)		
			Width	in(mm) 6.75 (171)		
	15	Overall Dimensions	Usable length <sup>1</sup>	in(mm) 45.5 (1156)		
			Length to Fork Face <sup>2</sup>	in(mm) 25.4 (645)		
			Overall width, forks	in(mm) 27.0 (686)		
	17	Width	in(mm) 28.0 (711)			
	18	Height	in(mm) 34.5 (876)			
	19	Handle Height	Ground to tip of released handle	in(mm) 50.75 (1289)		
23	Turning Radius		in(mm) 68.0 (1727)			
24	Head Length	Front of frame to center of drive tire	in(mm) 6.0 (152)			
Perfor.	28	Speeds	Travel Speed, Max w/ Load	mph(kph) 3.5 (5.6)		
	29		Travel Speed, Max w/o Load	mph(kph) 3.6 (5.8)		
Wt.	34	Service Weight	Including battery <sup>2</sup>	lbs(kg) 918 (416)		
Chassis	39	Tires	Number, Front/Rear	1 / 2		
			Size, Front	in(mm) 9.0 X 3.0 (229X76)		
			Size, Rear	in(mm) 3.25 X 4.5 (83X114)		
	41	Wheelbase	Size, stabilizing casters	in(mm) 3.4 (85)		
			With forks lowered <sup>2</sup>	in(mm) 64.9 (1648)		
			44	Ground Clearance	Minimum without Load	in(mm) 0.4 (10)
					At center of wheelbase	in(mm) 1.2 (30)
	45		At front of frame	in(mm) 2.4 (60)		
			46	Service Brake	Type	Regenerative
	47	Parking Brake	Actuation	Auto-Electro Magnetic		
	Steering	Type	Pivot arm			
Drive Line	48	Battery	Type	AGM/Wet cell		
			Max. capacity (5 hr. rate) <sup>2</sup>	AH 179/185		
			Weight, minimum <sup>2</sup>	lbs(kg) 263 (119) /248 (112)		
	49	Motors, Controls	Weight, maximum <sup>2</sup>	lbs(kg) 1400 (635)		
			Drive motor, diameter	in(mm) 7.3 (186)		
			Hydraulic motor, diameter	in(mm) 3.35 (85)		
			Drive motor control	Zapi ACO inverter		
			Speed control	Infinitely variable		
	Hydraulic motor control	Contactorm				
57	Hydraulic Pressure	For lift	psi 2300			

Notes: 1 For 48" X 27" Nominal fork, other fork lengths and widths available, see general data.  
2 Specifications shown for small/large battery compartment models.



## CLARK AND ITS FIRST 100 YEARS OF MATERIAL HANDLING

A Centennial is an important milestone which not only celebrates longevity, but testifies to the strength of the CLARK brand across generations. This is reflected in the more than one million lift trucks manufactured by CLARK Material Handling Company over the past 100 years. Even more powerful than the number of trucks built is the company's legacy of innovation. It began in 1917 when employees of the CLARK Equipment Company constructed a simple three-wheeled shop buggy to haul sand and castings between buildings at their Buchanan, Michigan plant. The "Tructractor", as the shop buggy was named,



became the first internal combustion material handling truck and a great success. The industrial truck was born and in the process CLARK developed the first hydraulic lift. Through the years, many extraordinary inventions followed, among them the nested I-beam upright, overhead guard and operator restraint system. The founding principles of Eugene B. Clark are still true: "Aim always to build the best; never be content with just as good". Today the company remains focused on a bright future and the technologies and trends driving the material handling industry around the world. One Purpose, One Brand, One Legacy, One Century.

**CLARK MATERIAL HANDLING COMPANY**  
North American Headquarters  
700 Enterprise Drive • Lexington, KY 40510  
866-252-5275 • [www.clarkmhc.com](http://www.clarkmhc.com)



598942043

WPX45

To Find Your Nearest Authorized  
**CLARK Dealer, Visit Our Website**  
[www.clarkmhc.com](http://www.clarkmhc.com)

**WPX45**  
59-894-2043 Printed in USA OTP09172.5K  
© 2017 CLARK Material Handling Company