

ELECTRIC RIDERS

Electric Lift Trucks
Superelastic Tires


EPX20
EPX25
EPX30

2000 kg
2500 kg
3000 kg

EPX20/25/30



CLARK
THE FORKLIFT



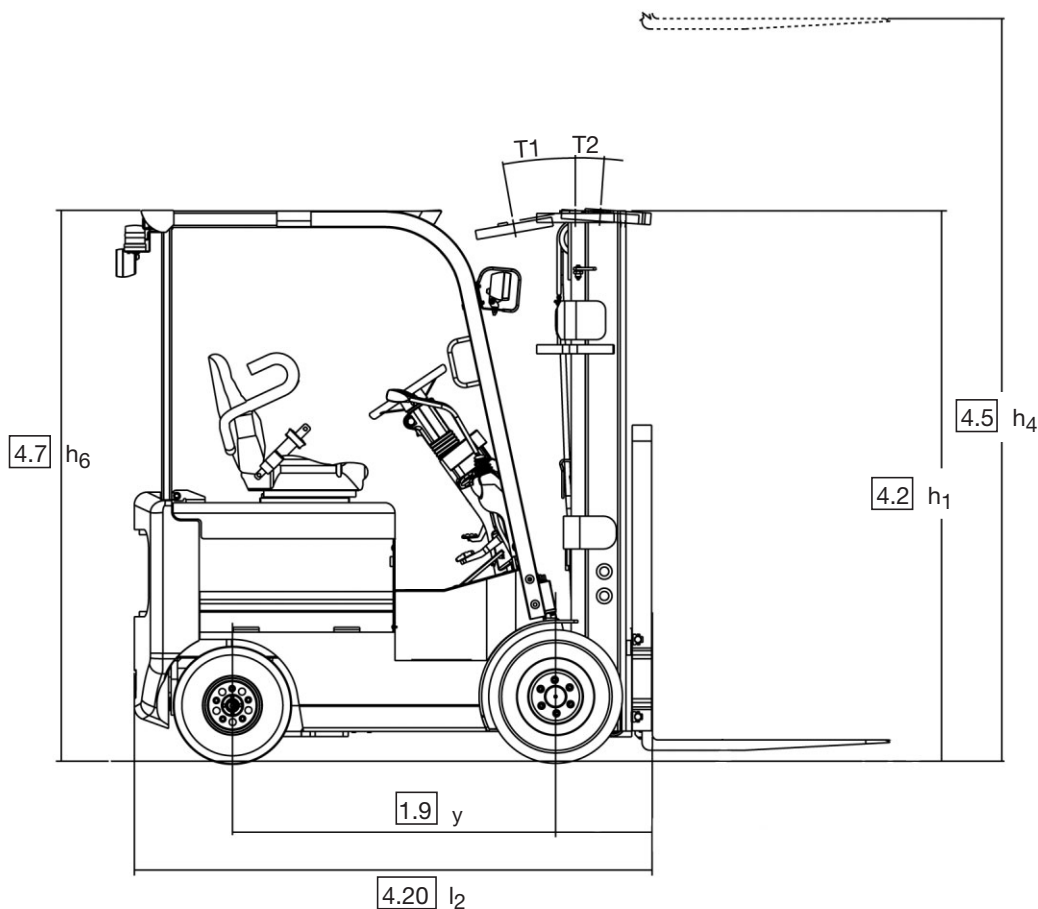
CLARK THE FORKLIFT

Europe

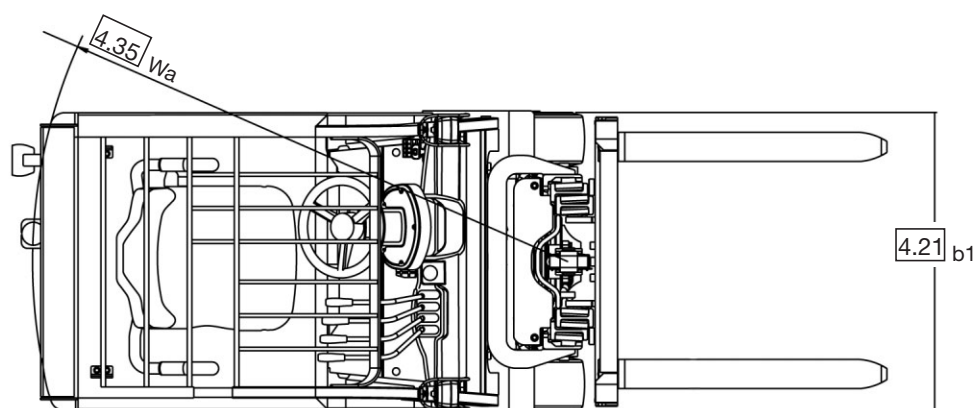
North America

South Korea

www.clarkmheu.com



EPX 20/25/30



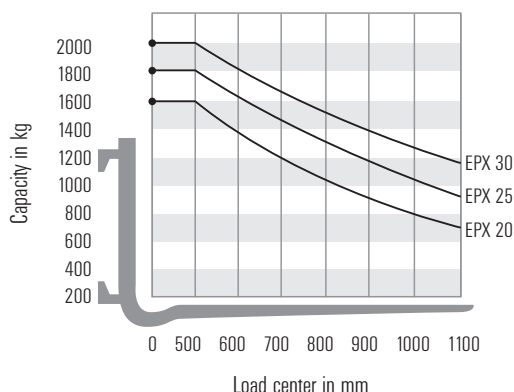
$$A_{st} = W_a + x + l_6 + a$$

$a = 200 \text{ mm (safety distance)}$

For corresponding data see
Specification Chart.

Truck Capacities

Capacity at different load centres



Note:

The listed capacities are valid only for the standard upright in vertical position with standard fork carriage and standard forks, up to max. lifting height of 3085 mm. The centre of gravity of the load may be displaced by max. 100 mm against the longitudinal centre plane of the truck. Load centre is determined from top and front face of the forks. The values are based on a 1000 mm cube load configuration with the centre of gravity at the true centre of the cube. With upright tilted forward lower capacity values are valid. Attachments, longer forks, exceptional load dimensions and higher lifting heights can reduce the capacity. Please talk to your CLARK dealer if you require further information.

Upright table

Capacity at different load centres

Upright table metrics in mm

CLARK Ref.	max. fork height h3	overall height lowered h1	free lift h2h5*
------------	---------------------	---------------------------	-----------------

Standard EPX 20, 25, 30

(2 stage upright, standard free lift)

V	2120	1575	110
V	2680	1855	110
V	2980	2005	110
V	3300	2165	110
V	3725	2455	110
V	3860	2530	110
V	4165	2800	110
V	4380	3000	110
V	4620	3230	110
V	5170	3495	110

* without LBR

Upright table metrics in mm

CLARK Ref.	max. fork height h3	overall height lowered h1	free lift h2h5*
------------	---------------------	---------------------------	-----------------

Triple EPX 20, 25, 30

(3 stage upright, full free lift)

M	3860	1855	635
M	4320	2005	786
M	4800	2165	946
M	5210	2305	1086
M	5520	2455	1236
M	5740	2530	1311
M	6100	2690	1471
M	6370	2800	1581
M	6830	3000	1781
M	7315	3230	2011

* without LBR

Upright table metrics in mm

CLARK Ref.	max. fork height h3	overall height lowered h1	free lift h2h5*
------------	---------------------	---------------------------	-----------------

Hi-Lo EPX 20, 25, 30

(3 stage upright, full free lift)

H	2935	2005	786
H	3255	2165	946
H	3530	2305	1086
H	3750	2455	1236
H	3910	2530	1311

* without LBR

ELECTRIC RIDERS

All values shown are for standard lift truck with standard equipment. If the truck is supplied with options, values may vary +5% and -10% due to the motor and system tolerances and represent nominal values obtained under typical operating conditions. Specifications for Non-emission limited truck.

1.1 Manufacturer (Abbreviation)		CLARK	CLARK	CLARK	
Characteristics	1.2 Manufacture's designation	EPX20	EPX25	EPX30	
	1.3 Drive Unit	Elec-48V	Elec-48V	Elec-48V	
	1.4 Operator type stand on/driver seated	Rider-Seated	Rider-Seated	Rider-Seated	
	1.5 Load Capacity/rated load	Q(Kg)	2000	2500	3000
	1.6 Load Center distance	c (mm)	500	500	500
	1.8 Load center distance, centre of drive axle to fork face	x (mm)	455	455	465
	1.9 Wheelbase	y (mm)	1475	1475	1600
Weight	2.1 Service weight	kg	3840	4315	4700
	2.2 Axle loading, laden front/rear 5)	kg	5220/620	5980/835	6835/855
	2.3 Axle loading, unladen front/rear	kg	1925/1915	1865/2450	2025/2675
Tires, Chassis	3.1 Tire type 3)		SuperElastic	SuperElastic	SuperElastic
	3.2 Tire size, front		7.0x12	7.0x12	28x9x15
	3.3 Tire size, rear		18x7x8	18x7x8	18x7x8
	3.5 Wheels, number front/rear (x=drive wheels)		2x/2	2x/2	2x/2
	3.6 Tread, front	b10 (mm)	998	998	1004
	3.7 Tread, rear	b11 (mm)	915	915	915
	Dimensions	4.1 Tilt of upright/fork carriage, T1/T2	(deg.)	10/6	10/6
4.2 Height, upright lowered		h1 (mm)	2165	2165	2180
4.3 Freelift		h2 (mm)	110	110	110
4.4 Lift height 1)		h3 (mm)	3300	3300	3300
4.5 Height, upright extended 2)		h4 (mm)	4520	4520	4520
4.7 Height overheadguarded (cab): Std./ Container		h6 (mm)	2195	2195	2210
4.8 Height to operator's seat		h7 (mm)	-	-	-
4.12 Height, drawbar coupling		h10 (mm)	-	-	-
4.19 Overall length		l1 (mm)	3345	3400	3595
4.20 Length to face of forks		l2 (mm)	2315	2370	2565
4.21 Width		b1 (mm)	1195	1195	1230
4.22 Fork dimensions		s,e,l (mm)	45x100x1067	45x100x1067	45x122x1067
4.23 Fork carriage ISO 2328, A, B			CL IIA	CL IIA	CL IIIA
4.24 Fork carriage width		b3 (mm)	1041	1041	1041
4.31 Ground clearance minimum, unladen		m (mm)	135	135	150
4.32 Ground clearance center of wheelbase		m2 (mm)	135	135	150
4.33 Process operation with palette 800x1200 (l6xb12)		Ast (mm)	-	-	-
4.35 Turning radius	Wa (mm)	2075	2130	2310	
4.3 Right angle stack aisle (add load leng & clearance)	b13 (mm)	2530	2585	2775	
Performance	5.1 Travel speed laden/unladen	km/h	18/18	18/18	18/18
	5.2 Lift speed laden/unladen	m/s	0.38/0.60	0.36/0.60	0.30/0.50
	5.3 Lowering speed laden/unladen	m/s	0.44/0.43	0.44/0.43	0.45/0.43
Drive Line	7.1 Type of battery		Lead-acid	Lead-acid	Lead-acid
	7.2 Maximum capacity of battery 4)	AH/5hr	600 (715)	650 (715)	740 (850)
	7.3 Minimum weight of battery	kg	1019	1052	1282
	7.4 Power of drive motor	kW	15	15	15
	7.5 Power of hydraulic motor	kW	18.7	18.7	18.7
	7.6 Drive motor control		Mosfet Inverter	Mosfet Inverter	Mosfet Inverter
	7.7 Speed control		Mosfet Inverter	Mosfet Inverter	Mosfet Inverter
	7.8 Hydraulic motor control		Mosfet Inverter	Mosfet Inverter	Mosfet Inverter
Miscellaneous	8.1 Operating pressure for attachments	kg/cm ²	140	140	140
	8.2 Sound level, driver's ear 6)	dB (A)	69	69	69

- 1) See Upright Table. Contact CLARK Representative for additional lift heights
- 2) Specifications are given with the upright
- 3) Solid pneumatic only
- 4) Reduces capacity, contact factory
- 5) Loaded axle weights are based on 24" load centre for english units and 500 mm for metric
- 6) Equivalent permanent sound-pressure level L pAeq,T in accordance with DIN EN 12053

Operator cell

The lower step height, the steel step plate and all ergonomics are designed for customer's comfort and convenience. Large floorboard area accommodates large boots. The clear arranged display provides important truck information so that the operator is well informed and able to do safety work all the time.

Motor

All new AC-motors are fully enclosed to keep out dust and contaminants. Wet environment is not an issue. No brushes have to be changed or commutator to turn over at the induction motors. Only serviceable parts are bearings and seals. All motors are equipped with a thermistor which constantly monitors temperature. Should the temperature approach the thermal limit, the control gradually cuts back current. Limiting current does not limit maximum travel speed. Once motor temperature decreases, full power is automatically restored. Operator may never feel the cut-back.

Latest Zapi-AC-system is minimizing energy consumption.

Brakes

Regenerative braking returns energy into the battery, not into the brakes in the form of heat and is standard on the EPX. This is accomplished one of three ways; via releasing the accelerator pedal, changing direction of travel or applying the service brake. Using regenerative braking also prolongs the life of the truck's service brakes.

Steering

Because of its hydrostatic steering system the EPX 20/25/30 is easily maneuverable.

Hydraulic system

One AC motor for lifting and steering operation. A flow control valve ensures that steering has priority. Linear potentiometer on lift handle provides fully proportional lift. At conserving energy, motor only runs as fast as needed. Motor speed can be adjusted to meet attachment needs. The pump motor is designed to reduce steering and lift noise.

Upright

Sealed and canted rollers minimize deflection and free-play in both the upright and carriage. Six carriage load rollers spread out the load significantly improving roller life. Side thrust rollers help prevent racking during off-center loading and massive high-strength steel fork bars significantly extend component life. Visibility is critical to an operator's performance and safety. CLARK's nested upright rails provide positive rail interlock and narrow "column" to maximize the vision window. The overhead guard safety bars run parallel to the operator's line of sight. This results in less product damage when picking and pulling loads from rack locations. A clear, unobstructed view also protects your most valuable asset – your employees.

Miscellaneous standard

A complete light package and an amber strobe beacon lamp, a multi-function diagnostic dash display with hour meter and battery discharge indicator with lift interrupt is standard. The standard painting is CLARK-green, the operator's compartment and upright is black.

Supplementary equipment

Great assortment of supplementary equipment is available. It is possible to set up the truck performance to customer's requirement.

Safety

The ramp start feature provides additional torque to eliminate roll back when starting on an incline. EPX-series has an CE-certificate and conforms to european safety standards.



CLARK Europe GmbH

Neckarstraße 37
 D - 45478 Mülheim an der Ruhr
 Tel. +49 208 377336 0
 Fax +49 208 377336 36
 email: info-europe@clarkmheu.com
 www.clarkmheu.com

Your authorized CLARK dealer is: